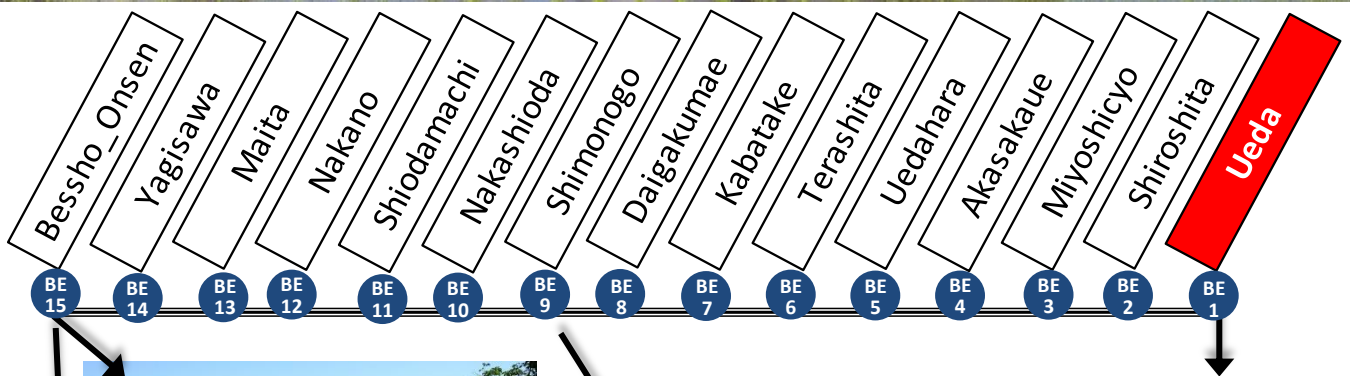


Welcome to Uedadentetsu Bessho Line

Uedadentetsu Bessho Line is a train running 11.6km from Ueda Station to Bessho-Onsen Station. There are many Shinto shrine and temples of a national treasure and the important cultural property along the line. It is full of nature which is most suitable for cycling and walking. When you get tired, relax at a hot spring




別所温泉駅
Bessho-onsen Station



上田城
Ueda Castle
1100m from ueda station



生島足島神社
Ikushimatarushima Shinto shrine
650m from Shimonogo station

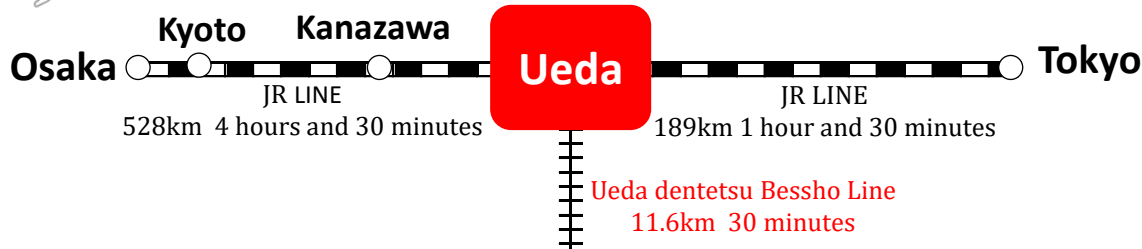
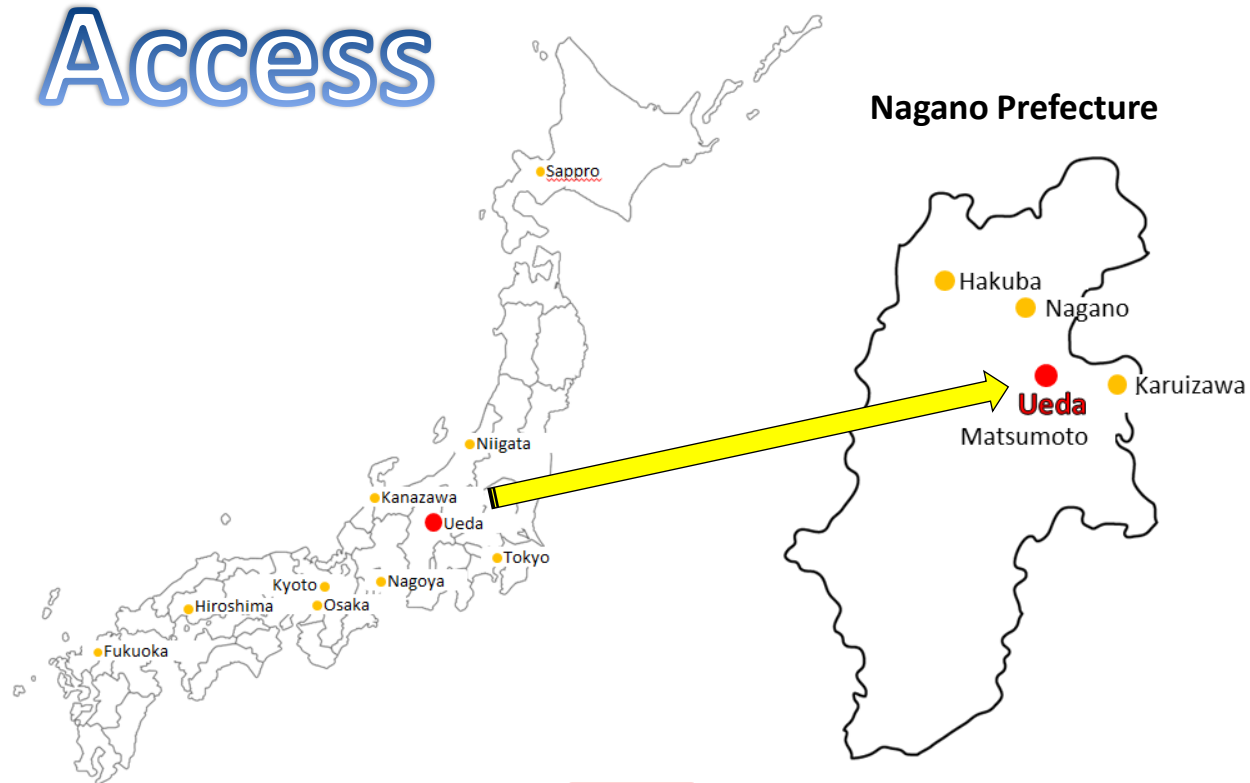


安楽寺 国宝八角三重塔
Anrakuji Temple National treasure
octagonal triple tower
900m from Bessho onsen station



別所温泉 あいそめの湯 陶器風呂
Bessho onsen Aisomenoyu
Ceramic bath hot spring
90m from Besso-onse station

Access



Bessho_onsen

Ueda ⇒ Bessho Onsen 590 yen
One-day Pass 1180 yen

※ JAPAN RAIL PASS, JR EASTPASS can not be used